

Pre-K Press

April 2023


Week of the Young Child: April 1st - 7th

An annual celebration sponsored by NAEYC, WOYC focuses public attention on the needs of young children and their families and recognizes early childhood programs that meet those needs.

Overview of Themes:

- Music Monday
- Tasty Tuesday
- Work Together Wednesday
- Artsy Thursday
- Family Friday

[CLICK HERE](#)



[CLICK HERE](#)


Whereas & Therefore:

#WOYC23 Proclamations to Advance ECE Profession


~~Autism Awareness~~ Acceptance Month

- *Awareness* is knowing that something is happening.
- **Acceptance** is seeing a person for who they are.
- *Awareness* is focused on shortcomings or deficits.
- **Acceptance** is focused on what you're good at and what can you do for yourself.
- *Awareness* means you can identify a neurodiversity.
- **Acceptance** means you're able to talk to neurodiverse individuals and gain understanding and compassion.
- *Awareness* is trying to cure me.
- **Acceptance** is not trying to cure me.

It's not enough to be aware of autism — we should **accept, support, respect** and **include** autistic people.



25th Annual ATYC Academy for Teachers of Young Children July 12th - 14th at ESC 17 in Lubbock, TX



Join the biggest and *best* group of EC educators from around the state and enjoy sessions with Stephen Fite, Mike & Layne (IYKYK), Kim Hughes (Conscious Discipline), **Gerry Brooks**, and MORE! We have amazing swag for our 25th anniversary, and don't forget to pack your poodle skirt for our Sock Hop! **FMI:** Visit our **ATYC webpage**. Click **HERE** to go to ESC 17's webpage to create your account, get registered, and choose your sessions.

Don't wait! Several sessions are almost full! Hope to see you there!



DAP CENTRAL

DEVELOPMENTALLY APPROPRIATE PRACTICES

Fine Motor

Recycled Puzzles

This a a great way to get children to practice fine motor skills, problem-solving, and letter knowledge using environmental print! Have children bring box fronts from their favorite snack, cereal, etc. Cut them into as many pieces as students are ready for and place the pieces in a plastic bag. (You may want to take a picture of the finished puzzle and attach to the front of the bag with packing tape for reference.) Check out [PlayTeachRepeat](#) FMI.

*If children struggle with pieces moving, tape contact paper to the table (sticky side up) to keep pieces in place.



Sensory Bin

Ocean Clean Up Sensory Bin

Add ocean items (shells, fish, coral) and lightly tinted blue water to a tub. Now "pollute" your ocean with bits of plastic and paper items. Have children "clean" the ocean using tongs to grab items and sort them into containers labeled paper and plastic. Click the pic for a video!




Letter Knowledge

Alphabet Garden

What a fun garden to grow! Using craft sticks, letter stickers (or just write the letters), a shoe box, and some green paper, you'll have a garden ready to grow letter knowledge like crazy! They can match upper-to-upper, upper-to-lower... It's up to you. This also works those fine motor skills as they stick the "stems" in the "ground." **AND** - if you're like me - you'll be excited to have a garden you don't have to water to keep alive! :)

Props to [Pre-K Pages](#) for this awesome letter knowledge activity that's perfect for small groups and center play!



Written Expression

This Class Can Save the Planet

After reading this book (see below) about how your classroom can make a difference, create a list of what your class would like to try. Share the pen with students by having them write letters they know, adding punctuation, or "signing" their contribution to the list. Revisit the list after a week or so to see which items you were able to accomplish and which ones you can continue to work toward. In the meantime, have children write/draw in their journals about what they can do (or have done) to help make a difference. Be sure to add dictation as they tell you about their journal writing.



PRE-K BOOK NOOK



And Then It's Spring

Following a snow-filled winter, a young boy and his dog decide that they've had enough of all that brown and resolve to plant a garden. They dig, they plant, they play, they wait ... and wait ... until at last, the brown becomes a more hopeful shade of brown, a sign that spring may finally be on its way.



The Big Umbrella

By the door there is an umbrella. It is big. It is so big that when it starts to rain there is room for everyone underneath. It doesn't matter if you are tall. Or plaid. Or hairy. It doesn't matter how many legs you have. Don't worry that there won't be enough room under the umbrella. Because there will always be room.



The Hidden Rainbow

One little bee peeks out on a world of gray and snow. She's looking for bright colors and needs you to help them grow.

Bees need a healthy and colorful garden to survive. Luckily, all the colors of the rainbow are hidden in this garden—but the bees need the reader's help to find them. Brush off the camellia tree, tickle the tulips, and even blow a kiss to the lilac tree. With every action and turn of the page, a flower blooms and more bees are drawn to the feast.



PRE-K BOOK NOOK

This Class Can Save the Planet

Classrooms are an incredible place for kids to recycle and be more sustainable. This book shows students exactly what they can do to make a difference in their own schools and communities. It doesn't just talk about how we need to be doing more—it actually gives real, actionable ideas. This book shows students they can have an incredible impact on the environment when they work together. It offers easy ideas kids can implement right away in their own schools and classrooms. What can your classroom do to save the planet?



What if Everybody Did That?

If you drop just one soda can out the window, it's no big deal...right? But what if everybody did that? What if everybody broke the rules...and spoke during story time, didn't wash up, or splashed too much at the pool? Then the world would be a mess. But what if everybody obeyed the rules so that the world would become a better place?

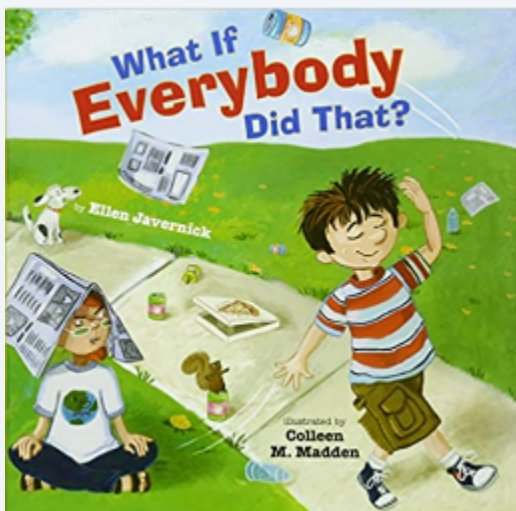
THANK YOU

Thank You, Earth

This love letter to Earth is a stunning exploration of the beauty and complexity of the world around us. Remarkable photographs and a rich, layered text introduce concepts of science, nature, geography, biology, poetry, and community, perfect for classrooms and homeschooling. This nonfiction picture book is ideal for Earth Day and for celebrating the planet all year long.



Y'all! I just discovered this book, and I am in LOVE with it! The simplicity leads to so many good questions, wonderings, and opportunities to guide children's critical thinking. There are also opportunities to discuss alliteration, rich vocabulary, and enjoy beautiful photographs of places and things from around the world!

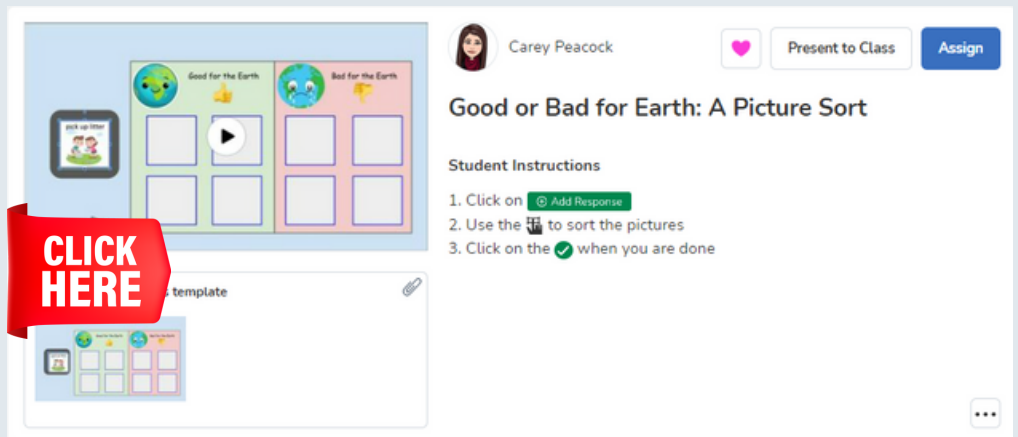


TECH FOR TOTS

Good or Bad for the Earth: A Picture Sort



After reading all about Earth Day and coming up with amazing ideas of how you and your students can help take care of our planet, give children the opportunity to sort activities that are good for the Earth or bad for the Earth using this activity.



After opening the activity above, save it to your Seesaw library. Use my recorded instructions or record your own. Assign it to your students.

I would love to see screenshots of your students' work after completing any of these Seesaw activities I have shared with you! Please share any time!
If you need help, give me a call, and I'll add you to my Seesaw class!

CIRCLE Progress Monitoring: EOY

And just like **that** the EOY assessment window is here! While assessments are always open, I suggest an assessment window of **April 10th - May 12th**. That should provide plenty of time to get all 5 domains assessed. If you need to start a little earlier, you can. Just a few reminders:

- Break it up! Don't ask one child to sit through the entire assessment.
- The student **should not see the screen** during **any** Phonological Awareness measures. 🚫 👁️ 👁️
- Don't ask **how many syllables** after clapping. Simply say, "Clap the word..." If they clap correctly, it's correct. 🙌


This table of [Instrument Key Dates](#) is handy!

If you have questions, give me a call!



PD OPPORTUNITIES

TEA



2022 Texas Pre-K Guidelines Training Dates:

- Wednesday, April 5th
 - Session **#269310**
- Thursday, May 4th
 - Session **#269311**
- Monday, June 5th
 - Session **#272367**

Three chances!

*This is the same PD: it is just offered on 3 different dates.
**Click the session # for the date you would like to attend.

*****Participants will receive a copy of the PK3 & PK4 Comprehensive Guide!**

Early Identification of Learning Differences



We have all heard “the sooner, the better” regarding interventions to help struggling children. When it comes to learning differences, this isn’t trite; it’s critical. This workshop will help you capture those soft signs of learning differences before they become beacons. The workshop will also leave you with immediate action items for intervention. It’s a win-win!

When: Wednesday, June 7th
Where: West Texas Training Center
Session # **270766**

Presented by
Amy Cushner, MEd,
LDT, CALT, QI

Move It or Lose It

If you don’t want your students to lose it, have them move it... **appropriately!** Movement is essential to development, & it's more than "getting the wiggles out" or changing positions in the classroom. Learn to be purposeful in the movements you have your students make to increase learning.




When: Monday, June 19th
Session: **#269528**

Write Where? Across Content Areas PK - 2

Experience different writing opportunities to help your students grow as independent writers. Learn the stages of writing our young scholars go through and explore how writing can be developed through the content areas of math, science, and social studies.

When: Tuesday, June 20th
Session: **#272576**



Write Where? Across Content Areas PK - 2

This session will also be offered in Brownwood on Wednesday, June 21st.

Session: **#272578**

Studies: Meaningful Experiences for Authentic Learning

Children come to us with diverse interests, experiences, prior knowledge, and have a natural curiosity about the world around them. Join us as we explore ways to foster authentic learning through inventing and solving problems, sharing solutions, and exploring content through hands-on activities.

When: Monday, July 17th

Session: **#270699**

CIRCLE Pre-K Foundations Training

The CIRCLE Pre-K Foundations Training provides a comprehensive look at Pre-K instruction to support kindergarten readiness. This **2-day training** includes 7 modules developed to target key areas of Pre-K learning and instruction. During training, teachers will experience multiple demonstration lessons and will have numerous opportunities to practice these lessons and activities, which can be immediately implemented in the classroom.

When: Thursday, July 6th - Friday, July 7th

Session: **#270784**



***Click the Session # to register for a session above!**



ESC 15 ECE TEAM



Carey Peacock

Early Childhood Specialist
Texas Home Learning Pre-K Coordinator
carey.peacock@esc15.net
325-481-4046



AJ Braden

Texas School Ready Coordinator
(Child Care and Head Start)
amanda.braden@esc15.net
325-481-4080

**CHECK
it
OUT**



Get the 2022
Texas Pre-K
Guidelines at the
links below!

2022 Texas Pre-K Guidelines

The new 2022 TPGs are available! There are multiple ways to access them:

- TPG Comprehensive PK3 & PK4 (English)
- TPG Comprehensive PK3 & PK4 (Spanish)
- PK4 Streamlined
- PK3 Streamlined
- PK4 Side-by-Side Comparison
- PK3 Side-by-Side Comparison

PK-2 Vertical Alignment

Pre-K - 2nd grade vertical alignment documents are now available on TEA's webpage. Not ALL domains are available yet, but here are the ones that are complete and ready to use:

- Language & Literacy
- Math
- Science
- Social Studies



Click each
Domain for a
downloadable
PDF

Use these to help you focus on age-appropriate material and make sure we aren't trying to teach material that is meant for K, 1st, 2nd, and beyond.
Sometimes cute isn't cognitive for our students.

